



ALUMINIUM BI-FOLD DOORS

INNOVATIVE AND VISUALLY STUNNING

WINDOWS
DOORS
CONSERVATORIES

ALUMINIUM BI-FOLD DOORS INNOVATIVE AND VISUALLY STUNNING

Bi-folding doors glide open to seamlessly join inside and outside space.

Flood any room with natural light and, in just a couple of seconds, open up for extra space and the feel of a cool summer breeze.

The addition of a bi-fold door can completely transform a living space – their flexible nature mean they can be fully opened, partially opened, or totally closed depending on the space available and, naturally, on what the weather's like. Versatile and aesthetically pleasing, our bi-fold doors are the perfect replacement for existing patio or French doors to flood any room with natural light.

All of our bi-fold doors are designed with slim contemporary lines and hidden gearing. Sophisticated hardware has never looked so sleek and stylish.

“BI-FOLD DOORS ARE THE
PERFECT WAY TO TRANSFORM
YOUR LIVING SPACE”







THE BENEFITS OF ALUMINIUM BI-FOLD DOORS

It's not just about beauty. The aluminium bi-fold doors utilise industry leading technology that gives you – and your home – the absolute cutting edge in looks, weathering, and security. Our bi-fold doors are the full package – excellence both inside and out.

Stylish But Secure

The bi-fold doors have numerous configurations to suit your home and lifestyle needs, with a range of solid and combination colours to match any decor. The suited hardware features the latest in security technology, and ease of use that makes the bi-fold doors the perfect fit for any home.







HIGH SECURITY PERFORMANCE

Nothing matters more to a homeowner than security. Using the latest technology, the aluminium bi-fold doors ensure that you and your family's safety is never in question.

Peace of Mind

All of our doors use shootbolt locking features, with 3 hook locking and latch for all master doors. The security doesn't compromise the bi-fold doors' sleek design though - all the locking systems are enclosed within the aluminium casing, maintaining the pleasant aesthetic and keeping the mechanism away from interference. All hardware is approved as Secured By Design, offering peace of mind and safety for you and your home.

Security Features

**Shootbolt locking
for all doors**

**3 hook locking to
master door**

One piece keeps

**Rollers protected
within outer frame**

**All manufactured
hardware tested to
Secure By Design**

Secured by Design



Official Police Security Initiative



HIGH PERFORMING, ENERGY EFFICIENT BI-FOLD DOORS

Modern designs for modern times – the absolute latest in purpose design using high performing materials.

Whether it's a drizzly winter's evening or a July heatwave, the bi-fold doors will keep you comfortable, while saving money on your energy bills. Every inch of the door, from the frame through to the glass pane, is designed to maximise efficiency, and ensure that your home lets in natural light, without letting heat escape.

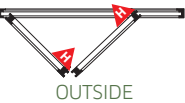
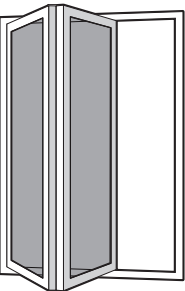
Our aluminium bi-fold doors combine the very best materials with high performing double and triple glazed glass units for the complete energy efficient solution.



YOUR BI-FOLD DOOR OPTIONS

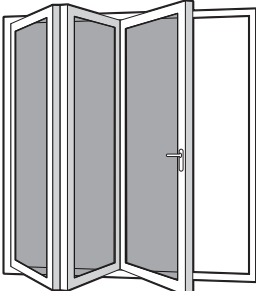
2 Door Option

2-2-0

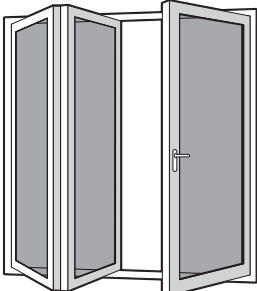


3 Door Option

3-3-0

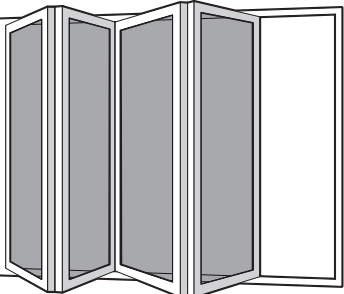


3-2-1




4 Door Option

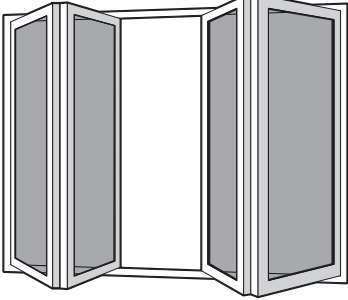
4-4-0



4-3-1



4-2-2



BI-FOLD DOOR SIZES

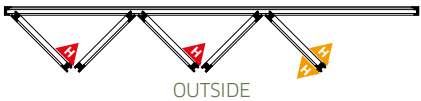

The table below gives minimum and maximum size limitations for each Bi-Fold Door style.

		Door Styles												
Width (mm)		2-2-0	3-3-0	3-2-1	4-4-0	4-3-1	4-2-2	5-5-0	5-4-1	5-3-2	6-6-0	6-5-1	6-4-2	6-3-3
	Min.	1212	1670	1734	2256	2192	2319	2714	2278	2778	3300	3236	3363	3236
	Max.	2466	3738	3618	4761	4952	4824	6164	5913	5913	5855	6176	5926	6176

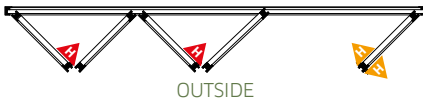
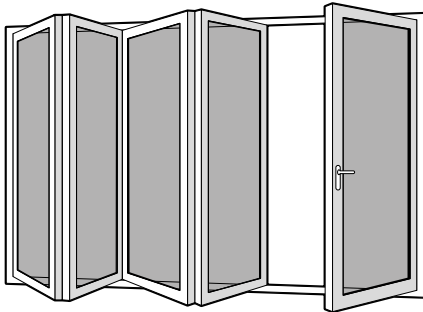
NOTE: Minimum height of all doors is 1980mm with a maximum height of 2460mm.

5 Door Option

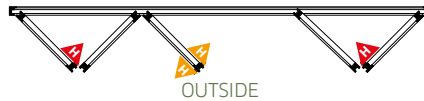
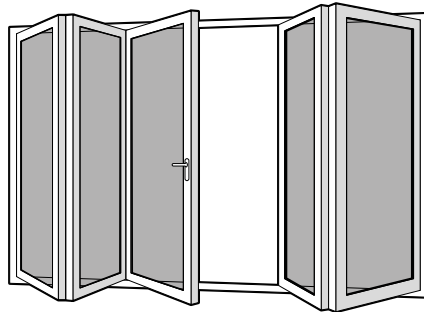
5-5-0



5-4-1

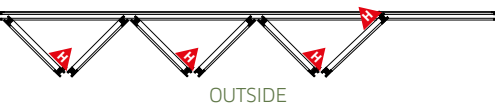
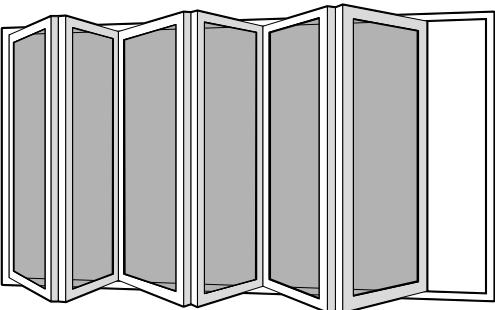


5-3-2

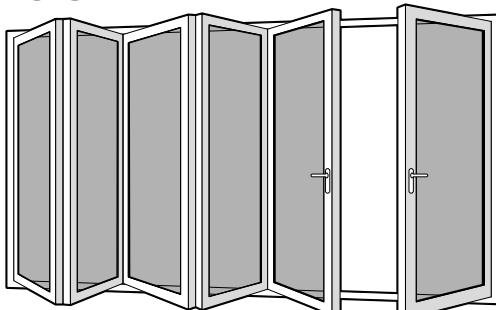


6 Door Option

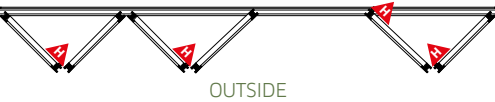
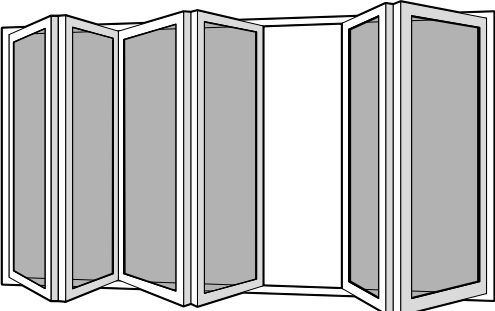
6-6-0



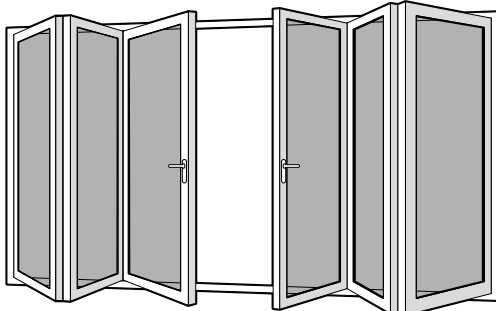
6-5-1



6-4-2



6-3-3



Handle Description

- Internal and External Full Back Plate Door Handle
- Internal Handle


See Hardware Options for more handle style and colours.

LOW THRESHOLD OPTIONS

A range of thresholds designed to suit your lifestyle needs, offering integrated roller tracks, thermal performance and available in 2 colours.

Low Threshold

30mm high, our low threshold provides a minimal height while maintaining performance.



Standard Storm Threshold

Our standard threshold, offering exceptional weather performance with a 52mm upstand.



Room Divider

For seamless joining of two rooms, our room divider is sunken into the floor, letting the door seamlessly join with the rest of the room.

Low threshold available in silver and black anodised finishes.



Silver



Black Anodised

FINISHING OPTIONS

All designed to offer you a comprehensive range of contemporary finishes to suit your home and lifestyle. Our 7 colour options offer you single and dual colour options.



Black
9005




Dark Grey
7016




Slate Grey
7015




Cream
9001



White
9016



Black on White



7016 Dark Grey on White

HARDWARE OPTIONS

No matter what configuration you decide on, we have a range of suited hardware that will be perfect for you.

All options have the hinges in line with the gasket. Whatever style you've decided on for your home, there's a perfect option waiting for you.

Full Back Plate Door Handle



White



Black



Chrome




Gold

Internal Lever Handle (with double glazed glass)



White



Black



Chrome



Gold

Internal Handle (with triple glazed glass specification)



White



Black



Chrome



Gold

Door Panel Magnets



White



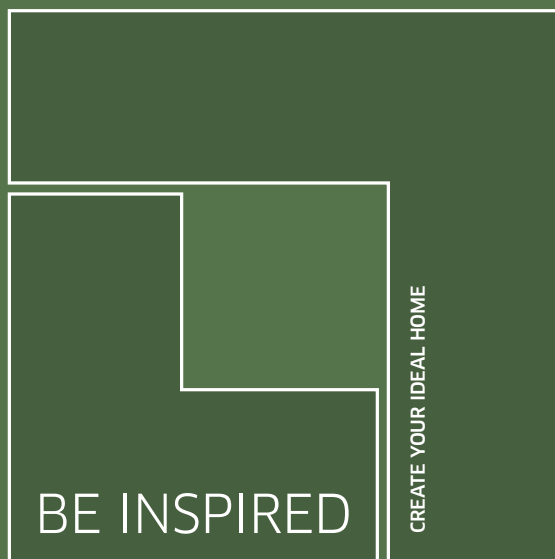
Black



Chrome



Gold



MIX
Paper from
responsible sources
FSC® C015706